












VINCISMILE GROUP LLC
Add: 20524 Carrey Rd. Walnut, CA 91789, USA
Email: info@vincismile.com Tel: +1 626 283 5808
Web: www.vincismile.com Shop with us online at store.vincismile.com

[f](#) [@](#) [v](#) [in](#)
Follow @VinciSmile

VinciSmile Attachment Profile

VinciSmile Attachment Profile

No.	Attachment Name	Position	Serviceable Range/ Threshold Value	Movement	Speed	Examples
1	Anterior inclined plane attachment	Lingual surface of upper anterior teeth (formed by aligners, there is no need to be bonded by dentists clinically)	Cases with anterior deep overjet (no more than 3mm) and light overbite	—	—	
2	Pressure ridge attachment	Labial surface of upper and lower incisors	Lingual root torque of incisors is more than 4°	Lingual root torque	1°/step maximum	
3	VinciSmile cutout attachment and precision cut attachment	Canines and first molar in general	It works in conjunction with the elastics to increase anchorage or adjust the sagittal relationship	—	—	
4	Optimized Root Control Attachment	Central incisors, lateral incisors, canines	Central and lateral incisors move more than 1mm	—	0.2-0.25mm/step	
5	Anterior extrusion attachment	Upper incisors	Upper incisors extrude more than 0.5mm	—	0.25mm/step	
6	Lateral incisor optimized supporting attachment	Upper lateral incisors	—	Applied as anchorage to intrude central or lateral incisors	0.25mm/step maximum	
7	Rotating attachment	Upper and lower canines or premolars	Teeth rotate more than 5°	—	2°/step maximum	
8	Optimized retaining attachment	Upper and lower premolars or molars	Anchorage attachment for small-crown teeth retention or anterior intrusion	—	—	
9	Posterior extrusion bevel attachment	Upper and lower premolars or molars	Posterior teeth extrude more than 0.3mm	—	0.15mm/step	
10	Deep overbite posterior extrusion attachment	Lower premolars or molars	Posterior teeth extrude more than 0.3mm	Posterior extrusion	0.15mm/step	
11	Vertical rectangular attachment/Horizontal rectangular attachment	Molars or premolars	Posterior root control movement is more than 1mm	—	0.20mm/step	
12	Achorage attachment for group movement in extraction case	—	Extraction case with mass retraction of incisors	—	—	