



## CLINICAL OPERATION ITEMS



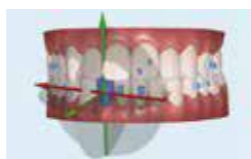
### Attachment

Clinicians need to bond some small tooth-colored resin dots (we call them attachments) to the tooth surface to enhance aligner retention to achieve some advanced tooth movements such as rotation, extrusion, etc.



### Interproximal Reduction (IPR)

IPR is one of the most frequently used methods for relieving dental crowding, usually by stripping certain enamels on proximal surfaces of one or more teeth to create some extra space for alignment.



### Interim Adjustment/Refinement

Clinicians can apply for interim adjustment to redesign some tooth movements of the present 3D scheme or apply to add some extra fine tune steps after treatment to create better clinical results.



### Retain Therapy

Clinicians will guide the patients to wear retainers after their therapy to prevent relapse.



VINCISMILE GROUP LLC  
 Add: 20524 Carrey Rd. Walnut, CA 91789, USA  
 Email: [info@vincismile.com](mailto:info@vincismile.com)  
[www.vincismile.com](http://www.vincismile.com)



Follow @VinciSmile

VinciSmile® | i-Vinci

## VINCISMILE INTRAORAL DIGITAL IMPRESSION INSTRUMENT

A powder-free intraoral scanning device can display the teeth details in a high-definition natural view based on video dynamic intraoral scanning. Staring 3D light structure scanning technology, high-speed and anti-shaking performance AI technology makes you enjoy the smart experience and smooth scanning. Intelligent tracking technology ensures fast recovery scanning of any oral position.



ANALYTICS



REAL-TIME



USER-FRIENDLY HMI



VinciSmile® Classic

Invisible Orthodontic Appliance



**YOUR SMILE.  
 OUR MISSION.**

[www.vincismile.com](http://www.vincismile.com)

## ABOUT VINCISMILE

An enterprise specialized in the R&D of invisible orthodontic aligners.

Headquartered in Los Angeles, California USA.

VinciSmile aligners have passed the CE (EU), FDA (USA), MDL (CAN), ISO13485, ARTG (AUS), NMPA (CHN) and other quality system certifications and product registrations.

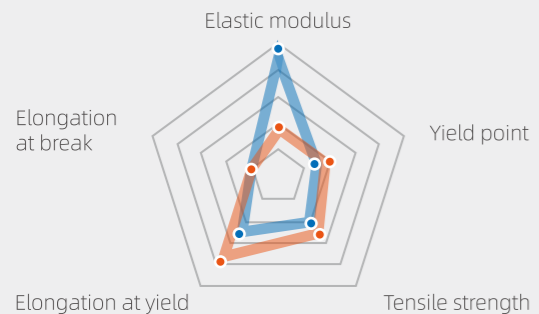


**PRECISE.  
EFFICIENT.  
PROFESSIONAL.**

## VinciSmile® Classic

VinciSmile Classic utilizes a two aligners system for the first stage, combining a thinner aligner and a hard aligner, which performs better for the ideal treatment effect.

—●— Standard aligner (Set B)  
—●— Thin-layer aligner (Set A)

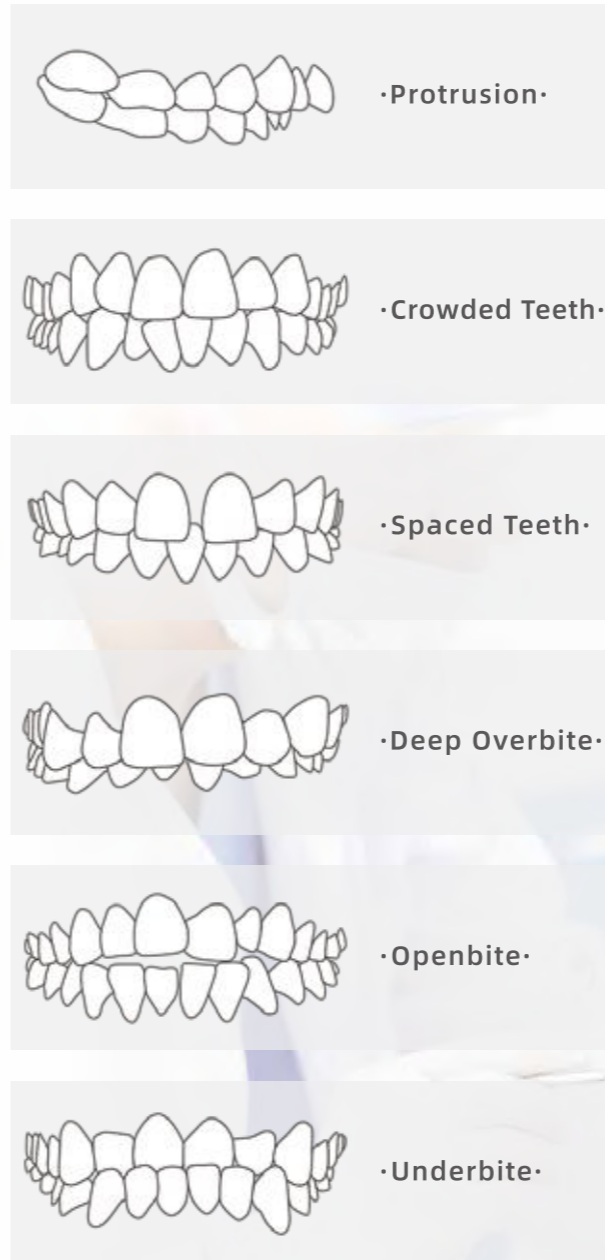


## ADVANTAGES

- 01 Invisible**  
VinciSmile aligner is made of transparent polymer materials, and is unobservable by others when you are wearing it.
- 02 Comfortable**  
The algorithm of VinciSmile software can precisely calculate the appropriate amount of tooth movement and avoid irritation to the oral soft tissue which may be caused by the bracket and wire of the traditional fixed aligner.
- 03 Removable**  
VinciSmile aligner is removable, so the patient can take it off before thoroughly cleaning the oral cavity, which can reduce the incidences of caries and demineralization.
- 04 Convenient**  
VinciSmile aligner is free of band, wire or bracket, thus it can save the chair-side time and extend the return visit time.
- 05 Visualized Results**  
The 3D interface of VinciSmile Scheme Viewer displays the complete treatment stages through animation, which makes it easier for the doctors to communicate with the patients.



## VINCISMILE TREATABLE CASES



## GET YOUR BEAUTIFUL SMILE WITHIN 6 STEPS!

### STEP 1 Clinic Examination

VinciSmile's cooperative medical institutions perform comprehensive oral examinations for you, including facial & intraoral photography, X-ray, and intraoral scanning or impression making, etc.

### STEP 2 Treatment Plan Program

The orthodontist team from VinciSmile Medical Center programs 3D digital treatment plan based on tooth models and provides customized orthodontic solutions.

### STEP 3 3D Plan Approval

The doctor interprets the program in 3D animation to show each displacement of your teeth. VinciSmile 3D simulation program makes you view the process and final effect of your teeth.

### STEP 4 Customized Aligner Fabrication

VinciSmile will fabricate your customized aligners by 3D printing technology once your treatment program is approved. Please wear your aligners under your doctor's guidance.

### STEP 5 Regular Revisit

VinciSmile recommends to revisit regularly following your doctor's advice to keep abreast of your treatment progress, to achieve the perfect treatment effect.

### STEP 6 Treatment Completed

We recommend to wear VinciSmile retainers after the treatment to keep your beautiful smile.